



Social Stories at the Timken Museum of Art

Preparing for an Independent Museum Visit



Things to Do Before Your Visit:

Make sure you have plenty of food and water before your visit, as you are not allowed to eat or drink inside the museum. As well, if you need to use the restroom, make sure you go beforehand as we do not have any bathroom facilities for you to use. Restrooms can be found within a short walking distance at the House of Hospitality.

At the Timken, we strive to be a warm, welcoming, and accessible place for all.

Parking and Access to the Museum:

The Timken Museum of Art is located in the heart of Balboa Park. We are located next to the Plaza de Panama and across the pedestrian walkway from the Visitors Center, noted on the map by the red marker. The Museum can only be entered through the West-facing side of the building.

Our hours of operation are Wednesday through Sunday from 10am to 5pm.



Entering the Timken's Front Plaza:



These are images from the Plaza de Panama facing the Timken. Walk through the tree line, through the Timken's front plaza, and up the stairs into the Museum.

Entering the Museum:



This is what the Timken Museum of Art entrance looks like from the front plaza.

You can go up the stairs or side ramp to enter the Museum.

Once Inside the Museum:

When you enter the Museum, the first thing you will see is the Front Desk on your right and the Museum Store on your left.

Our Museum is free so you will not need to buy tickets at the Front Desk, but you will be greeted by our Visitor Experience staff who will welcome you.

If you brought any large backpacks or umbrellas, you will check them in at the Front Desk and receive a claim tag for your items.



Museum Store:



You can also explore our merchandise at the beginning or end of your visit to the Museum.

Museum Staff:

Our museum staff is here to provide the best experience possible during your visit. After you are welcomed into the museum by our Visitor Experience staff, you will probably encounter our other types of staff during your time in the galleries.

Some of the most important staff members are our security guards. They will be walking around the galleries to keep our visitors and our art collection safe.

Lastly, you might meet a docent. Docents are volunteers who run tours of the Museum's collection and art history for our visitors.

You will notice that everyone who works and volunteers at the Museum wears a badge.

This is a picture of a Timken name badge:



Museum Staff:



Visitor Experience Staff



Security Guard



Docent

Central Gallery:

Once you head through the reception area, you will see the Central Gallery. This is an excellent place to relax and talk between viewing the collection. On your left and right you will find the entrances to our side galleries that you can explore.

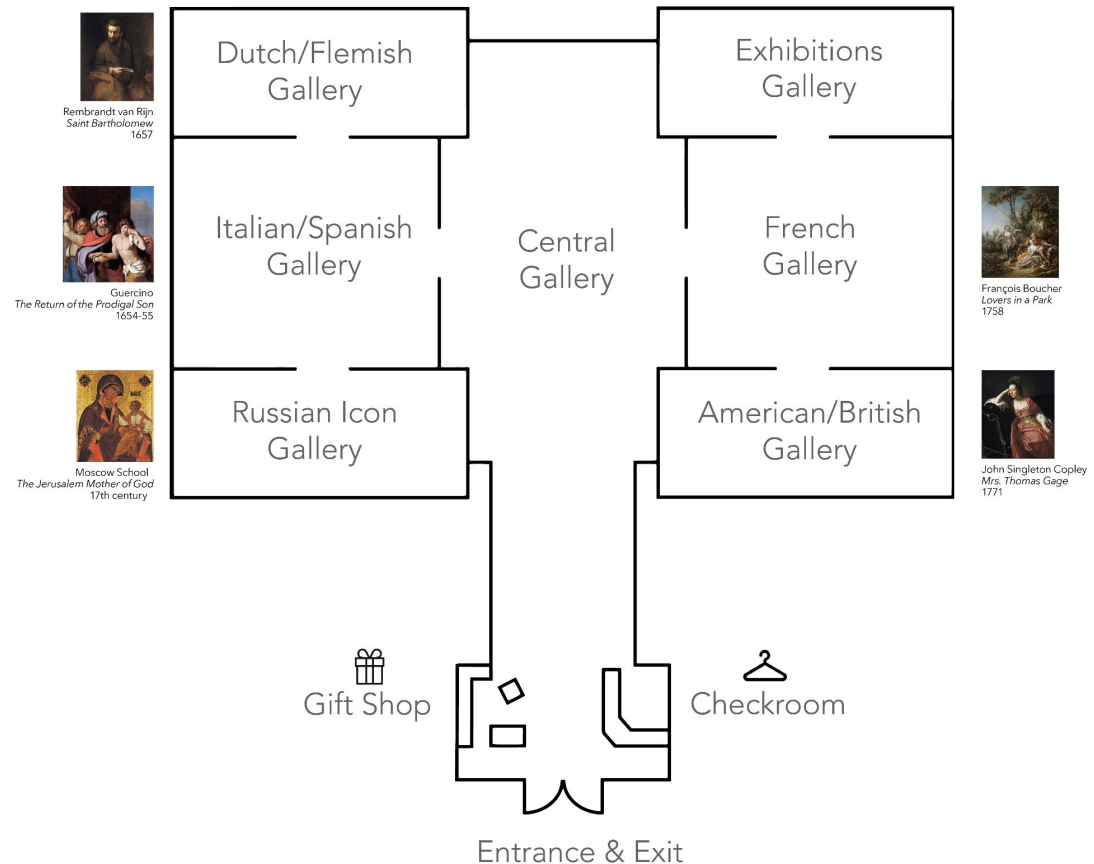


Our Collections:


Our collections on display include the French Gallery and American Gallery, as well as special exhibitions, located on the right side of the Central Gallery.

On the left side of the Central Gallery, you will find the Russian Icon Gallery, Italian/Spanish Gallery, and lastly the Dutch/Flemish Gallery.

Here is a map of our galleries and their locations:




Gardens:



At the Timken we also have two gardens, the North Garden and the Sculpture Garden, seen through the monumental windows of the foyer and the exterior walkway.

To Enhance Your Visit:



At the Timken, we offer a wide range of free accessibility options for our visitors. This includes wheelchairs that you may check out and use during your visit. We also offer noise cancelling headphones and sensory kits that you may check out at the Front Desk and use to further enhance your experience and allow for a calming and relaxing visit at the Museum. You can also download our app for even more tools to use during your visit.

Other Important Notes:



As a reminder, we do not have public restrooms. Instead, please visit the House of Hospitality across the pedestrian walkway if you need to use the restroom.


Eating and drinking are not permitted inside the Museum.

Photography and videography are permitted unless otherwise stated.

Please refrain from talking on the phone while inside the galleries to allow others to enjoy their visit. It is a quiet place to look at the art and enjoy your time in the Museum.

Exiting the Museum:

When you are finished exploring the museum, you will exit through the same doors you used to enter the Museum. To get there, go through the Central Gallery and pass the Front Desk and Museum Store on your way out.



More Information:

If you would like to know more about what programs the Timken offers, please visit the **Accessibility** section in the **Visit** tab on our website, www.timkenmuseum.org.

Questions:

We hope you thoroughly enjoy your visit at the Timken Museum of Art.

Our hours of operation are Wednesdays through Sundays from 10 am to 5pm excluding holidays.

If you have any questions, please contact us at (619) 239-5548 or info@timkenmuseum.org

We look forward to welcoming you to the Timken!